

# RECO

by Remotec 



## **Instructions for electrical outlets:**

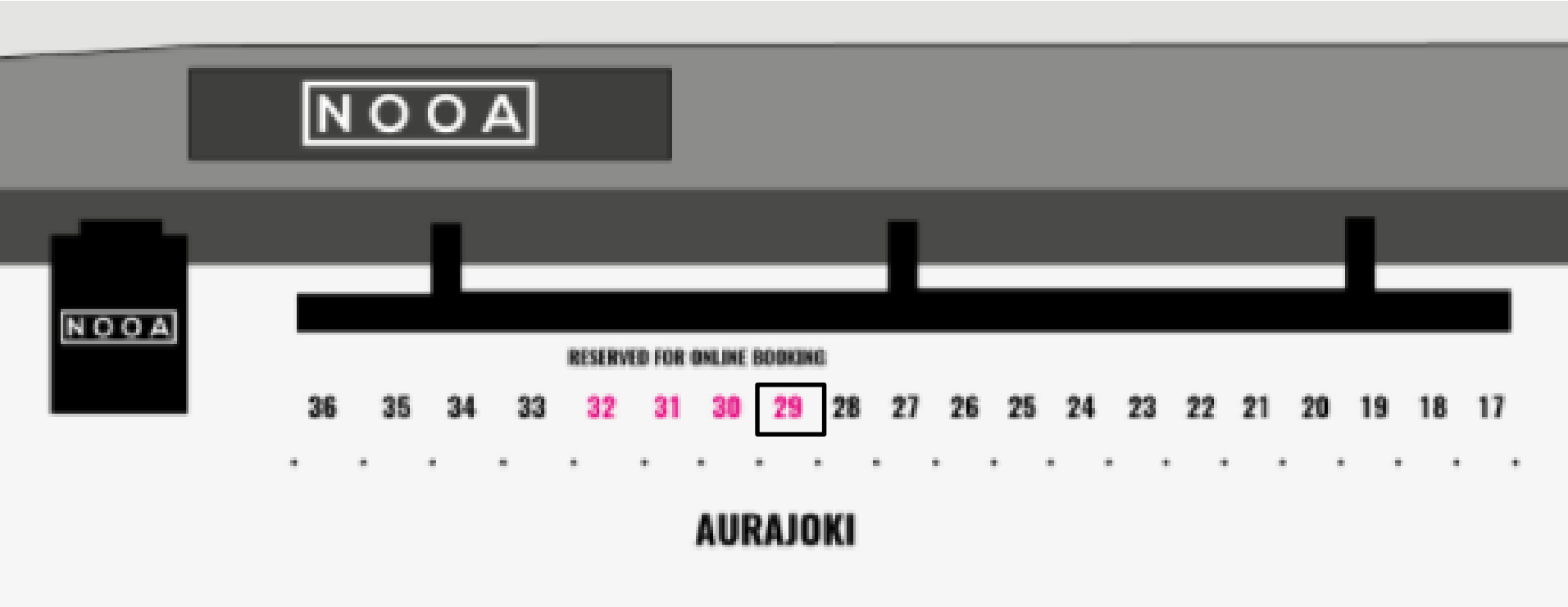
1<sup>st</sup> step: Check your mooring number

2<sup>nd</sup> step: Plug in your socket to the corresponding outlet

3<sup>rd</sup> step: Ask the harbour personnel to switch on the power for your outlet

4<sup>th</sup> step: Enjoy Turku Guest Harbour and the city!

1<sup>st</sup> step: Check your mooring number



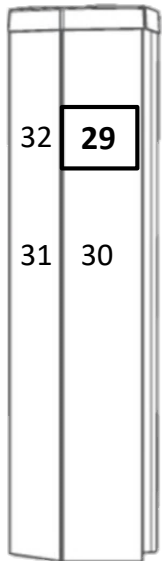
NOOA

NOOA

RESERVED FOR ONLINE BOOKING

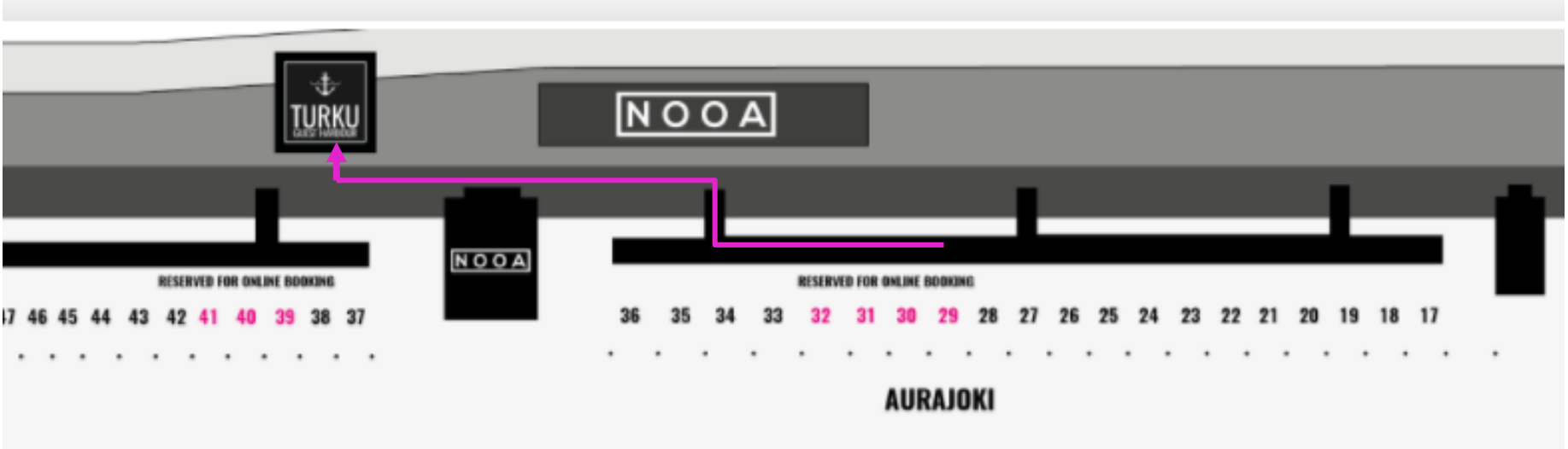
36 35 34 33 32 31 30 29 28 27 26 25 24 23 22 21 20 19 18 17

AURAJOKI



2<sup>nd</sup> step: Plug in your socket to the corresponding outlet

3<sup>rd</sup> step: Ask the harbour personnel to switch on the power for your outlet



4<sup>th</sup> step: Enjoy Turku Guest Harbour and the city!

# RECO

by Remotec 